














## #47850, Rent - Warehouse, Belgrade, ZEMUN POLJE

TYPE OF OBJECT <b>MULTIPURPOSE</b>	SURFACE AREA <b>1.284 m<sup>2</sup></b>	THE PRICE <b>€6,800</b>	UTILIZATION <b>AVAILABLE</b>
PLAC (AR) <b>10</b>	LEVELS <b>1</b>	OFFICE <b>2</b>	OFFICE AREA <b>0</b>
 UNFURNI  INDEPEN  NO  0  0  0  0  YES  NO  NO  7			

This warehouse complex is located in the industrial zone of Zemun, where international highways, airports, and railways cross, and which is connected by the Pupin bridge over the Danube with the direction to Pančevo and further to the Romanian border. The warehouse space is housed on the ground floor, with a total area of approx. 1,284 m<sup>2</sup>, dimensions approx. 36.05 x 35.50 m. The space is completely open, with only one central column in the middle, the ceiling height is 12 meters. There are 6 skylights on the ceiling, which, in addition to the raised windows on the walls of the warehouse, provide a large amount of daylight. The warehouse is built from panels with a thickness of approx. 8 cm. It has two truck entrances/exits, two for pedestrians, and industrial floor. The space was built according to the most modern standards, which enable multi-functionality and a wide range of its usability, starting from a classic warehouse, production, exhibition space, e-commerce warehouse, for sports purposes, etc... The surroundings of the warehouse is asphalted, while the building itself has direct tow truck access from the secondary road. The entire space is designed so that the surroundings are decorated with greenery that supports the functionality and concept of the movement of vehicles for visitors, employees, public services and vehicles for transporting goods. It is located in a commercial zone that is close to one of the busiest roads in the country.

